






Classroom Communication Lesson Planning

Lesson/Activity Description

Lesson Schedule Classroom Communication Goals Targeted

Lesson Schedule					
	Wants & Needs	Greetings/Social Exchanges	Sharing Comments, Opinions, Info	Language Development	Communication for Academics
Day 1					
Day 2					
Day 3					
Day 4					


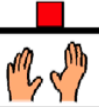






























Vocabulary/Message Goals	Emergent-Level 1	Context Dependent-Level 2	Moving Toward Independence-Level 3	Message/Symbol Location In Environment
Core Word Targets				
Fringe/Academic Word Targets				
Social Phrases/Context Based Messages				
Differentiation: Materials Presentation				

Language Development Resources

Core Vocabulary Master List: From Project Core

The core words below are an example of the initial 36 words recommended by the Center for Literacy and Disability Studies, University of North Carolina, Chapel-Hill. The words are listed basically in a suggested order of instruction from top to bottom, left to right. These core words were selected from several master lists with an emphasis on academically relevant terms.

As you are selecting your initial core word targets, consider which words are most salient for your student. As you consider increasing the length of phrases, pair a known core words first then add new words

like 	want 	get 	make 	good 	more 	
not 	go 	look 	turn 	help 	different 	
I 	he 	open 	do 	put 	same 	
you 	she 	that 	up 	all 	some 	
it 	here 	in 	on 	can 	finished 	
where 	what 	why 	who 	when 	stop 	

Accessed on-line at <http://www.project-core.com/36-location/> Other symbol sets are available as are other presentations ex: eye gaze, scanning charts etc.

The Picture Communication Symbols ©1981–2015 by Mayer-Johnson LLC a Tobii Dynavox company. All Rights Reserved Worldwide. Used with permission. Boardmaker® is a trademark of Mayer-Johnson LLC.






Sample Lesson Plan

Lesson/Activity Description

Reading Time: "Lily's Special Star"

Teacher reads story with an emphasis on different classroom goals during each daily lesson. Initially teacher reads and models communication targets. Students increase participation over several presentations

Lesson Schedule Classroom Communication Goals Targeted

Lesson Schedule	Classroom Communication Goals Targeted				
					
	Wants & Needs	Greetings/Social Exchanges	Sharing Comments, Opinions, Info	Language Development	Communication for Academics
Day 1	read book with students, context based messages only		model offering opinion, "I like that!"		
Day 2			ask students to offer opinion on items in text	read book, focus on core words related to reading	
Day 3					read book, target single academic target words
Day 4	request tools for writing- pencil, markers; glue & scissors for level 1-2 etc.			read book, have students pair their core word with an academic word for writing	

Vocabulary/Message Goals	Emergent-Level 1	Context Dependent-Level 2	Moving Toward Independence-Level 3	Message/Symbol Location In Environment
Core Word Targets	go stop I you	like not do you go you stop I go	who what why I like not like do it you go I do it	core word page on device Project Core boards Big Core Interactive Board Smart Board with AAC Software-core page
Fringe/Academic Word Targets	sun	sun star earth	sun light star heat earth	On AAC software: word list → school → science → astronomy word list → school → weather (sun only) Science Display in Classroom
Social Phrases/Context Based Messages	read it turn the page	What is that? Can I see it?	Let me read it! What's that word?	On AAC software: topics → reading topic Reading Activity Board Let's Read Classroom Display
Differentiation: Materials Presentation	Cut out of sun photo, hot water bottle (heat), lamp (light), ball (earth)	Photographs: sun, earth, star	Picture symbols/written words: sun, light, star, heat, earth	

PCS Symbols shown on the Core Word Board are licensed by, and used with permission from Tobii Dynavox following expressed attribution requirements.

Tobii Dynavox
2100 Wharton Street
Suite 400
Pittsburgh, PA 15203

Phone: 1 (800) 588-4548
Fax: 1 (866) 585-6260

Email: mayer-johnson.usa@mayer-johnson.com
Web site: www.mayer-johnson.com